

# PROFESSIONAL FILLER

## Two-Components Epoxy Filler

### TECHNICAL DATA SHEET

#### DESCRIPTION

PROFESSIONAL FILLER is a two-component epoxy filler. Low specific gravity two-pack epoxy filler paste. Easy to spread, it is suitable for applications on large and vertical surfaces, even in great thickness, without making the treated surfaces heavier. Its main feature is the good sandability and the excellent adhesion too; it can be applied on steel, aluminium, fiberglass, wood. Recommended as anti-osmosis barrier in the hulls of fiberglass boats.

#### Cleaner

Use PROFESSIONAL EPOXY THINNER to clean application equipment immediately after use.

#### Surface conditions



The areas to be filled must be dry, clean, dust-free and roughened by sanding before applying the PROFESSIONAL FILLER.

#### INSTRUCTIONS FOR USE

##### Mélange

Product is ready-to-use and must not be thinned. Take out 1 part by weight or by volume of the component "A" and 1 part of the component "B", stir thoroughly up to obtain a homogeneous coloured mass. Apply making a light pressure with the spatula, in order to allow the filler to enter the unevenness of the surface, ensuring so a better adhesion.

*For substrate preparation (STEEL, ALUMINUM, COMPOSITE, AND WOOD), refer to the technical specifications on our website.*

#### A + B

##### Mixing ratio

1/1



##### Recommended thicknesses

From thin layers to a maximum thickness of 2.5 cm

#### RECOMMENDATIONS



##### Conditions

**Temperature :** 10-35°C (10°C min)  
**Ventilation and Humidity Control:** Ensure adequate ventilation during use.

##### Conservation

**Pot-life :** 60 minutes

##### Application Methods

Trowel






#### PHYSICAL PROPERTIES

##### Description

**Colour :** bleue  
**Finition :** mat  
**Dry extract :** 100%  
**Appearance of the hardened product :** solid mass, strong  
**Consistency :** thixotropic paste

# PROFESSIONAL FILLER

## Two-Components Epoxy Filler

Weight	<b>Specific gravity comp. A</b> : 0,78 kg/l (± 0,02) <b>Specific gravity comp. B</b> : 0,78 kg/l (± 0,02)
 Hardening	Product remains spreadable for about 1 hour at 20°C (68°F), then it starts to get viscous and thick, till it is no more applicable. The complete hardening and the maximum chemical resistance will be reached after a week. Temperature affects strongly the hardening time, and the differences between summer and winter can be considerable.
 Sanding	After 24 hours.
 Recoating	Immediately after sanding, or between 24 and 36 hours.
 Colours	<b>Composant A</b> : Blue <b>Composant B</b> : White
<b>GENERAL INFORMATION</b>	
 Storage	If stored in a cool, dry place, away from sources of heat and sheltered from sunlight, in its sealed original packaging, the product has a shelf life in months specified in the table of products with expiry date. Check the product's shelf life by referring to the production batch number shown on the packaging. The batch number is made of eight numeric characters in which the first four digits identify the year and month of production. Once the product has expired, it must be disposed of in accordance with the current legislation. Transport and storage conditions: must be stored in temperature-controlled not below 0°C (32°F).
Transportation	This product must be transported in hermetically sealed containers.
Recommandations	For professional use only.  A slight surface yellowing over time of the part "B" is due to the contact between the resin and the air, but it doesn't change the final product features.
Shelf Life	2 years
Safety Precautions	Before use, read the label and product information. Dangerous. Follow the precautions for use. Carefully read the safety advice in the Health and Safety section of our Safety Data Sheets (available on our website or upon request).  The information given in this sheet is not exhaustive and can be modified when necessary.  <b>Disposal:</b> Do not discard tins or pour paint into water courses, use the facilities provided. It is best to allow paints to harden before disposal. Remainders of this product cannot be disposed of through the municipal waste route or dumped without permit. Disposal of remainders must be arranged for in consultation with the authorities.