

TECHNICAL SPECIFICATION

N° SA12E/20

Under water area
and appendages
STEEL



**POLISHING ANTIFOULING
PROFESSIONAL EXPLORER**

DRY DOCKING INTERVAL
🕒 12 mois

Specification N°	SA12E/20	Désignation	Under water area and appendages STEEL
Original emission	September 2018	Application method	Airless spray gun
Brings up-to-date origin	November 2020	Antifouling	Polishing Antifouling Professional Explorer
Writer	S. Llorens	Dry Docking Interval	12 mois

TECHNICAL SPECIFICATION N° SA12E/20

Under water area and appendages STEEL

Position under water area and appendages

Under water area and appendages STEEL

🕒 DRY DOCKING INTERVAL 12 months ▶ POLISHING ANTIFOULING PROFESSIONAL EXPLORER

Surface preparation

Remove oil and grease, etc...with PROFESSIONAL DEGREASER. Remove salt and other contaminants by high pressure (minimum 250 bars) fresh water hosing. When the surface is dry: abrasive blasting to SA 2,5 according to ISO 8501-1 with a surface profile corresponding to Medium G according to ISO 8503. If sandblasting is not an option, sand back the metal surface using a grade 24-36 up to St3 surface preparation standard with a 50-75 surface roughness. After blasting clean the surface carefully from abrasive and dust. Clean Thoroughly and allow to dry completely.

Application method



Airless spray gun

Steps	Code	Product	Color	Coats	Nozzle orifice	Nozzle pressure (bar)	DFT per coat (μ)	WFT per coat (μ)	Theoretical spreading rate (m ² /L)**	Overcoating 23°C		Overcoating 15°C		Overcoating 10°C		Thinner
										Min.	Max.	Min.	Max.	Min.	Max.	
1	EPWHITE	PROFESSIONAL EPOXY PROTECT	WHITE	FC or TU	1880-2680	165	130	290	3,3	16h	1 month	24h	1 month	30h	1 month	ETCLEAR 10%
2	EPGREY	PROFESSIONAL EPOXY PROTECT	GREY	FC or TU	1880-2680	165	130	290	3,3	16h	1 month	24h	1 month	30h	1 month	ETCLEAR 10%
3	EPWHITE	PROFESSIONAL EPOXY PROTECT	WHITE	FC or TU	1880-2680	165	130	290	3,3	16h	1 month	24h	1 month	30h	1 month	ETCLEAR 10%
4	PPGREY	PROFESSIONAL PRIMER PROTECT	GREY	FC or TU	2180-2680	211	70	210	4,4	3h	1 month	3h	1 month	6h	1 month	AFTCLEAR 10%
5	EBLACK ENAVY EWHITE ERED EGREY EGREEN	PROFESSIONAL EXPLORER	BLACK NAVY WHITE RED GREY GREEN	FC	517-521	176-220	90	160	6	*	*	*	*	*	*	AFTCLEAR 5%
6	UNDocking									Drying time before undocking						
										23°C - 8h		15°C - 24h		10°C - 28h		

* No maximum overcoating interval, but after prolonged exposure to polluted atmosphere, remove accumulated contamination by high pressure fresh water cleaning.

** Loss factor 20% not included.



If necessary, Professional Filler can be applied between the first and second coats of primer.

PROFESSIONAL EPOXY PROTECT

Two-component epoxy primer

TECHNICAL DATA SHEET

DESCRIPTION

Quick-drying, high performance epoxy primer that is easy to apply. It is suitable for substrates requiring a very high level of protection, above and below the waterline (steel, aluminium, composites, carbon and wood). Can be used on zones both in and out of the water. Optimised formula to allow for a longer period between coats.

Thinner / Cleaner

Thinner: PROFESSIONAL EPOXY THINNER

Cleaner: Use PROFESSIONAL EPOXY THINNER for equipment cleaning.

Surface conditions



Steel / Alloy / Iron / Lead / Aluminium: For Aluminium, Lead and Zinc/Galvanised Steel. Degrease with PROFESSIONAL DEGREASER. Sand using 60-120 grade paper. For Steel, grit blast to Sa 2.5 - near white surface metal. Clean thoroughly and allow to dry completely.

Wood/Plywood: Degrease with PROFESSIONAL DEGREASER. Sand smooth with 80-180 then 280 grade paper. Remove sanding dust by brushing or dusting. Wipe down with PROFESSIONAL DEGREASER and allow to dry completely.

GRP, EPOXY, CARBON FIBRE: Degrease with PROFESSIONAL DEGREASER. Sand using 180-220 grade paper. Clean thoroughly and allow to dry completely.

INSTRUCTIONS FOR USE

Mixing

Mixing Stir or shake individual components thoroughly. Add Curing Agent to the Base, stir and leave for 10 minutes to allow dispersion.

Other For maximum performance to be achieved, the curing temperature should be above 10°C.

A + B

Mixing ratio

3/1



Dry Film Thickness (DFT)

60 microns dry by roller/brush (120 microns wet)

130 microns dry by airless spray gun (290 microns wet)

RECOMMENDATIONS



Conditions

Temperature: 15-35°C (10°C min)

Ventilation and Humidity Control: Ensure adequate ventilation during use



Application Methods

Airless spray gun, roller, brush.

Airless spray gun: Pressure 165 bar. **Tip Size:** 1880-2680

Number of Coats







1-5 by roller depending on substrate and use

1-3 by airless spray gun depending on substrate and use

PROFESSIONAL EPOXY PROTECT

Two-component epoxy primer

PHYSICAL PROPERTIES

	Drying Times (touch dry)	1 hour: at 23°C	
	Overcoating Times (with itself)	APPLICATION WITH ROLLER OR BRUSH	APPLICATION WITH AIRLESS SPRAY GUN
		3 hours min – 1 month max: at 23°C 8 hours min. – 1 month max: at 15°C 12 hours min.– 1 month max: at 10°C	16 hours min – 1 month max: at 23°C 24 hours min. – 1 month max: at 15°C 30 hours min.– 1 month max: at 10°C
	Overcoating Times (with Polishing Antifouling Professional Explorer, Hard Antifouling Professional Racing ou Professional Epoxy Protect)	3 hours min. – 7 hours max: at 23°C* 6 hours min. – 8 hours max: at 15°C* 10 hours min. – 24 hours max: at 10°C* <i>*without sanding. If exceeded, apply one coat of PROFESSIONAL PRIMER PROTECT and PROFESSIONAL EXPLORER or PROFESSIONAL RACING.</i>	6 hours min. – 14 hours max: at 23°C* 8 hours min. – 18 hours max: at 15°C* 14 hours min. – 30 hours max: at 10°C* <i>*without sanding. If exceeded, apply one coat of PROFESSIONAL PRIMER PROTECT and PROFESSIONAL EXPLORER or PROFESSIONAL RACING.</i>
	Theoretical spreading rate	By roller/brush: 9m ² /L per coat By airless spray gun: 3.3m ² /L per coat	
	Volatile Organic Compounds	VOC (As Supplied): 464 g/L	
	Colours	Base (Component A): Grey or White Curing (Component B): Clear	
GENERAL INFORMATION			
	Storage	Exposure to air and extremes of temperature should be avoided. For the full shelf life of this product to be realized ensure that between use the container is firmly closed and the temperature is between 5°C and 35°C. Keep out of direct sunlight. This product should be kept in securely closed containers.	
	Transportation	This product should be kept in securely closed containers during transport.	
	Compatibility / Substrates	Suitable for all listed substrates (cf Surface conditions). Do not apply over one pack products.	
	Shelf Life	2 years	
	Safety Precautions	Comply with all local safety, disposal and transportation regulations. Check the Material Safety Data Sheet (MSDS) and label of the individual products carefully before using the products. The MSDS's are available on our website or on request. The information given in this sheet is not exhaustive and can be modified when necessary. Disposal: Do not discard tins or pour paint into water courses, use the facilities provided. It is best to allow paints to harden before disposal. Remainders of this product cannot be disposed of through the municipal waste route or dumped without permit. Disposal of remainders must be arranged for in consultation with the authorities.	

PROFESSIONAL PRIMER PROTECT

One-component tie coat primer

TECHNICAL DATA SHEET

DESCRIPTION

Quick-drying, one-component tie coat primer for application on all substrates in underwater zones. This primer is very easy to use, and can also be used as an insulating coat over a previous antifouling product whose type is not known. Apply one or more coats depending on the level of protection required. Can be used on underwater zones.

Thinner / Cleaner

Thinner: PROFESSIONAL THINNER
Cleaner: PROFESSIONAL THINNER

Surface conditions



Steel / Alloy / Iron / Lead / Aluminium:

For Aluminium, Lead and Zinc/Galvanised Steel. Degrease with PROFESSIONAL DEGREASER. Sand using 60-120 grade paper. For Steel, grit blast to Sa 2.5 – near white surface metal. Clean thoroughly and allow to dry completely.

Wood/Plywood: Degrease with PROFESSIONAL DEGREASER.

Sand smooth with 80-180 then 280 grade paper. Remove sanding dust by brushing or dusting. Wipe down with PROFESSIONAL DEGREASER and allow to dry completely.

GRP, epoxy, carbon fibre: Degrease with PROFESSIONAL DEGREASER.

Sand using 180-220 grade paper. Clean thoroughly and allow to dry completely.

OLD / AGED ANTIFOULING:

In Good Condition: Remove loose material.

Wash down with fresh water. Allow to dry.

In Poor Condition: Remove.

INSTRUCTIONS FOR USE

Mixing

Stir well before use.



Dry Film Thickness (DFT)

50 microns dry by brush/roller (140 microns wet)
 70 microns dry by airless spray gun (210 microns wet)

APPLICATION RECOMMENDATIONS



Conditions

Temperature: 15-35°C



Application Methods

Airless spray gun, roller, brush.
Airless spray gun: Pressure: 211 bar. **Tip Size:** 2180-2680.






Number of Coats

1-6 by roller depending on substrate
 1-4 by airless spray gun depending on substrate


PROFESSIONAL PRIMER PROTECT

One-component tie coat primer

PHYSICAL PROPERTIES

	Drying Times (touch dry)	1 hour: at 23°C
	Overcoating Times (with itself)	3 hours minimum – 1 month maximum: at 23°C 3 hours minimum – 1 month maximum: at 15°C 5 hours minimum – 1 month maximum: at 10°C
	Overcoating Times (with Polishing Antifouling Professional Explorer, Hard Antifouling Professional Racing ou Professional Epoxy Protect)	3 hours minimum – 1 month maximum: at 23°C 3 hours minimum – 1 month maximum: at 15°C 6 hours minimum – 1 month maximum: at 10°C
	Theoretical spreading rate	By roller/brush: 8.3m²/L per coat By airless spray gun: 4.4m²/L per coat
	Volatile Organic Compounds	VOC (As Supplied) 585 g/L
	Colours	Grey

GENERAL INFORMATION

	Storage	Exposure to air and extremes of temperature should be avoided. For the full shelf life of this product to be realized ensure that between use the container is firmly closed and the temperature is between 5°C and 35°C. Keep out of direct sunlight. This product should be kept in securely closed containers.
	Transportation	This product should be kept in securely closed containers during transport.
	Compatibility / Substrates	Suitable for all listed substrates (cf Surface conditions). Do not overcoat with 2-component products.
	Shelf Life	2 years
	Safety Precautions	Comply with all local safety, disposal and transportation regulations. Check the Material Safety Data Sheet (MSDS) and label of the individual products carefully before using the products. The MSDS's are available on our website or on request. The information given in this sheet is not exhaustive and can be modified when necessary. Disposal: Do not discard tins or pour paint into water courses, use the facilities provided. It is best to allow paints to harden before disposal. Remainders of this product cannot be disposed of through the municipal waste route or dumped without permit. Disposal of remainders must be arranged for in consultation with the authorities.

POLISHING ANTIFOULING PROFESSIONAL EXPLORER

High performance polishing antifouling

TECHNICAL DATA SHEET

DESCRIPTION

High performance antifouling product. Its controlled polish rate makes the application of multiple coats unnecessary. Its formula offers protection for up to 24 months and it can be applied up to 6 months before launch. Suitable for application to all substrates below the waterline, including aluminium (hull, propeller, thruster).

Thinner / Cleaner

Thinning: Thinning is not recommended. Antifouling performance can be compromised if correct dry film thickness is not applied. For spray application, PROFESSIONAL THINNER can be used to ease application.
Cleaner: PROFESSIONAL THINNER

Surface conditions



PREVIOUSLY ANTIFOULED SURFACE:

In Good Condition: All fouling and contamination must be thoroughly removed including the leached layer. Use high pressure fresh water wash (3000 psi/207 bar) and/or scraping and wet sanding with typically 80/120 grade paper. Do not dry sand. If old antifouling is incompatible or unknown, seal with PROFESSIONAL PRIMER PROTECT. **In Poor Condition:** Remove all traces of antifouling.

PRIMERS: All preparation for bare substrates is covered on the appropriate primer datasheet.

BARE GRP, EPOXY, CARBON FIBRE: Prime with PROFESSIONAL EPOXY PROTECT or PROFESSIONAL PRIMER PROTECT.

STEEL/ALUMINIUM/LEAD/WOOD: Prime with PROFESSIONAL EPOXY PROTECT or PROFESSIONAL PRIMER PROTECT.

INSTRUCTIONS FOR USE

Mixing

Thoroughly stir until product is mixed to a uniform consistency before use.



Immersion Time

8 hours minimum at 23°C
24 hours minimum at 15°C
28 hours minimum at 10°C
Maximum 6 months



Dry Film Thickness (DFT)

60 microns dry by roller/brush(120 microns wet)
90 microns dry by airless spray gun (160 microns wet)

APPLICATION RECOMMENDATIONS



Conditions

Temperature : 15-35°C

Ventilation and Humidity Control : Ensure adequate ventilation during use. Substrate temperature should be 3°C above dew point and maximum 35°C.



Application Methods

Airless spray gun, roller, brush

Airless spray gun : Pressure 176-220 bar / 2500-3200 psi. **Tip size:** 517-521

Number of Coats

By roller/brush

Apply 2 coats of 60 microns dry for 12 months (Total DFT of 120 microns) or 3 coats of 60 microns dry for 24 months (Total DFT of 180 microns).

By airless spray gun (Professional only)






Apply 1 coat of 90 microns dry for 12 months (Total DFT of 90 microns) or 2 coats of 90 microns dry for 24 months (Total DFT of 180 microns).

In all schemes, apply an extra stripe coat in areas of high wear such as chines, rudders, sterngear and any leading edges.


POLISHING ANTIFOULING PROFESSIONAL EXPLORER

High performance polishing antifouling

PHYSICAL PROPERTIES

	Drying Times (touch dry)	30 minutes: at 23°C
	Minimum Overcoating Times (with itself)	6 hours: at 23°C 18 hours: at 15°C 20 hours: at 10°C
	Theoretical spreading rate	By roller/brush: 8.8m ² /L per coat By airless spray gun: 6m ² /L per coat
	Volatile Organic Compounds	VOC (As Supplied) 424 g/L average VOC (EU Solvent) 298 g/Kg average EU Solvent Emissions Directive (Council Directive 1999/13/EC)
	Colours	Black Navy White Red Grey Green True colour will develop after immersion

GENERAL INFORMATION

	Storage	Exposure to air and extremes of temperature should be avoided. For the full shelf life of this product to be realized ensure that between use the container is firmly closed and the temperature is between 5°C and 35°C. Keep out of direct sunlight. This product should be kept in securely closed containers. To prevent premature failure, ensure the correct amount of paint is applied using the coverage as a guide. Product temperature should be minimum 5°C and maximum 35°C. Ambient temperature should be minimum 5°C and maximum 35°C.
	Transportation	This product should be kept in securely closed containers during transport
	Compatibility / Substrates	Suitable for all listed substrates (cf Surface conditions) including suitably primed Aluminium/Alloy and Zinc-sprayed surfaces. Can be applied direct over most types of antifouling, provided they are in sound condition, with the exception of PTFE antifouling.
	Shelf Life	2 years
	Safety Precautions	Contains biocides. Antifouling should only be wet sanded. Never dry sand or burn off old antifouling. Comply with all local safety, disposal and transportation regulations. Check the Material Safety Data Sheet (MSDS) and label of the individual products carefully before using the products. The MSDS's are available on our website or on request. The information given in this sheet is not exhaustive and can be modified when necessary. Disposal: Do not discard tins or pour paint into water courses, use the facilities provided. It is best to allow paints to harden before disposal. Remainders of this product cannot be disposed of through the municipal waste route or dumped without permit. Disposal of remainders must be arranged for in consultation with the authorities.